
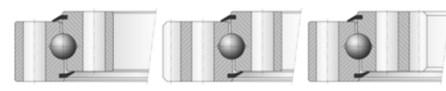
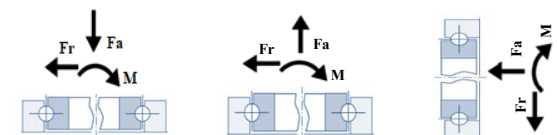
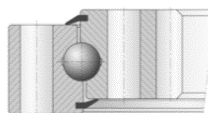
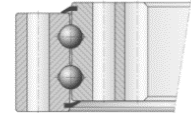
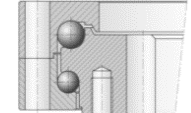
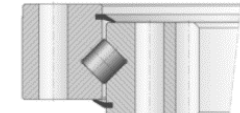
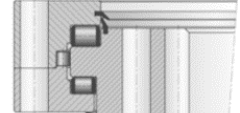


Company			
Name		Department	
Address			
e-mail		Tel.	
Country		Date	
Drawing info. (brg. / serial no.)			
Project name			




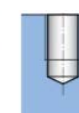


Bearing Design Selection

Recommendation method (for bearing design)	Please submit your reference drawing / Please select the bearing in shinil catalogue / Please fill out this form
--------------------------------------------	------------------------------------------------------------------------------------------------------------------

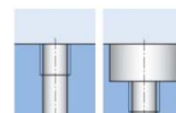
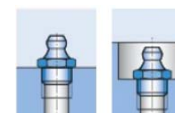
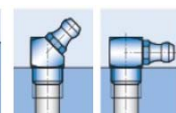


Axis of rotation :  <p>Horizontal Vertical</p>	Gear type :  <p>Gearless External Internal</p>	Load transmission :  <p>Supporting Suspended Vertical</p>
-----------------------------------------------------------------------------------------------------------------------------------------------	-----------------------------------------------------------------------------------------------------------------------------------------------------	-----------------------------------------------------------------------------------------------------------------------------------------------------------------

Bearing type :  <p>Single row four point</p>	 <p>Double row four point</p>	 <p>Single Double row ball</p>	 <p>Cross roller</p>	 <p>Three row roller</p>
-------------------------------------------------------------------------------------------------------------------------------------------	------------------------------------------------------------------------------------------------------------------	------------------------------------------------------------------------------------------------------------------------	----------------------------------------------------------------------------------------------------------	---------------------------------------------------------------------------------------------------------------

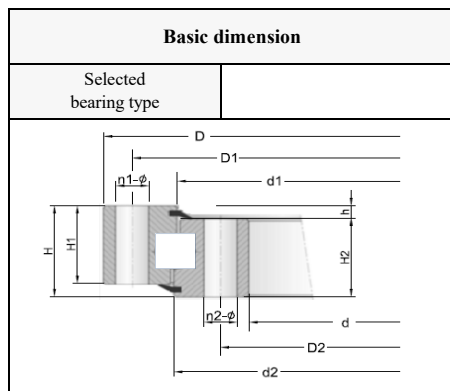
Hole Type Selection

Inner / Outer	Inner / Outer	Inner / Outer	Inner / Outer	Inner / Outer	Inner / Outer
					
Through hole	Through tap hole	C.B through hole	Tap hole	C.B tap through hole	C.B tap hole

Lubrication Ports Type Selection

Port position	I/R side	O/R side	I/R upper	O/R upper
				
Only hole	Hole+ Nipple			

Dimension proposal



Bearing basic dimension (weight: kg)			
D	Outside dia.		mm
d	Inside dia.		mm
D1	Outer hole PCD		mm
D2	Inner hole PCD		mm
d1	Outer inside dia.		mm
d2	Inner outside dia.		mm

Gear spec.			
Heat treatment		No. of teeth (ea)	
Module (M)		Pressure angle (°)	
Face width (mm)		Add. mod. coe. (mm)	
Lubrication ports			
Thread		Quantity (ea)	
Count bore width (mm)		Count bore depth (mm)	

Hole spec.	n1-Ø (Outer)	Hole quantity	ea	Hole dia.(Ø)	mm	Hole depth	mm	C'B depth x width	mm
				Tap quantity				Tap dia.(M)	
	n2-Ø (Inner)	Hole quantity <td rowspan="2">ea</td> <th>Hole dia.(Ø)</th> <th rowspan="2">mm</th> <th>Hole depth</th> <th rowspan="2">mm</th> <th>C'B depth x width</th> <th rowspan="2">mm</th>	ea	Hole dia.(Ø)	mm	Hole depth	mm	C'B depth x width	mm
		Tap quantity				Tap dia.(M)			

Further Details & Requirements

Item.	Description
Rolling element	
Spacers	
Lubrication (lubricant)	
Lubrication ports	
Material	
Bearing clearance & preload	
Bearing tolerances	
Pilot diameter	
Bearing geometric tolerance	
Gear details	
Gear backlash	
Sealing systems	
Friction torque	
Surface hardening (gear and raceway)	
Load rating & max. moment	
Load graph	
Operating temperature	
Surface coating and corrosion protection	
Adjacent construction (flatness/etc)	
Bolts & Holes (fastening/lifting/etc)	
Bearing inspection	